



R E S E A R C H

FOR IMMEDIATE RELEASE:

Dynojet Research Contact: jet-kits@dynojet.com, www.dynojet.com, 800-992-4993

### Dynojet issues Fraud Alert on counterfeit jet kits

North Las Vegas, NV, Dec. 12, 2005 — **Dynojet Jet Kits** are now the target of overseas counterfeiters. To the untrained eye, these kits look and feel like genuine jet kits. Users will find the results undesirable when these kits are installed. Dynojet has already received numerous technical support calls on counterfeit kits. As these counterfeit kits are not from Dynojet, we cannot replace them. Most of these kits are labelled for 2000-2003 Harley Davidson Twin Cam 88, Dynojet part #8121.


One way to avoid being taken is to purchase your kit from a reputable dealer. While many online purchases are legitimate, make sure you find out a merchant's return policy. Beware of prices that are half of the suggested retail price, especially if the merchant has an inventory of the same kit.

Here are some of the differences between Dynojet Jet Kits and the counterfeit item:



Older packaging using the Dynojet Flag logo


**Jet Kit Packaging Artwork** - The counterfeit box sleeve uses our older flag logo, which was discontinued in 2004. The logo image itself appears flat. The background lines end



no embossed effect

background lines stop before edge of logo

counterfeit

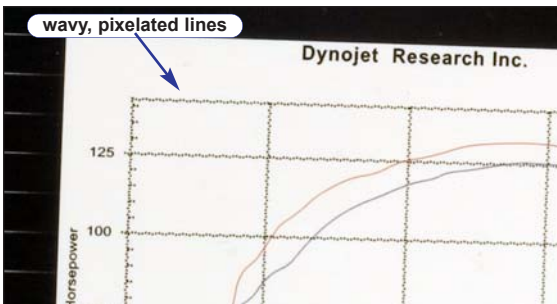


embossed effect

background lines continue behind logo


genuine

around the logo instead of continuing behind as in the real package. The actual logo on the older genuine packaging had an embossed effect. The graph on the counterfeit packaging has wavy, pixelated lines compared to the straight lines on the real product.



wavy, pixelated lines

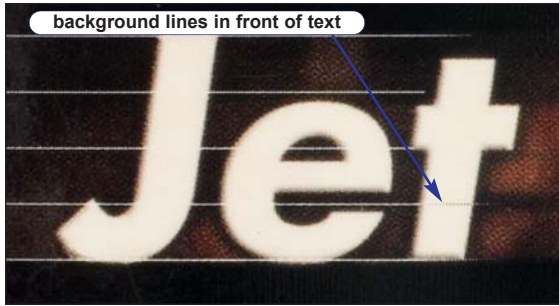
counterfeit



clean, straight lines

genuine

Press Releases



background lines in front of text

counterfeit



genuine

Also on the front of the fake box, the word "Jet Kit" has lines in the background going over the text, most notably the "t" in "Jet."

Current Dynojet Jet Kit packaging uses our corporate logo and has our new postal zip code of 89081, recently changed from the 89031 previously used.

### Jet Kit contents -

The first thing you will notice on the counterfeit jet kits will probably be that all of the jets are in zip-lock bags.



items in zip lock bags

counterfeit



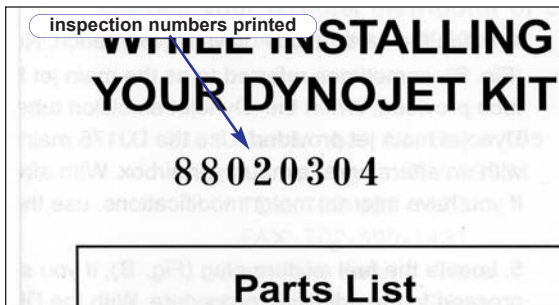
items in heat-sealed bags

genuine



Current packaging uses the Dynojet corporate logo

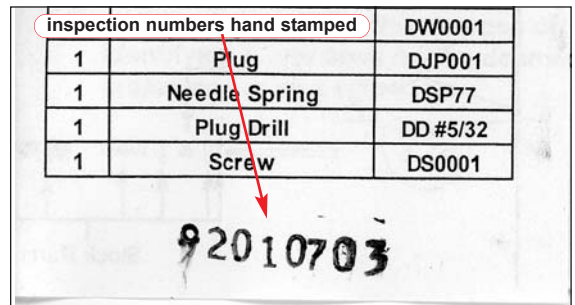
Genuine Dynojet Jets come in individually heat-sealed and labelled bags. The only way to get to a jet is to tear open the bag. A fake installation guide has an inspection number printed between the Parts List and the "Warning" text, using the number 88020304. At



inspection numbers printed

Parts List

counterfeit Install Guide



inspection numbers hand stamped

		DW0001
1	Plug	DJP001
1	Needle Spring	DSP77
1	Plug Drill	DD #5/32
1	Screw	DS0001

92010703


genuine Install Guide

Dynojet, each installation guides is hand stamped upon inspection. That control number can be at any angle, anywhere on the guide. The key is to look for a randomly placed, stamped number and not a printed number. Unfortunately, you would have to have multiple kits to notice that the stamp is in the same place as in another kit.

Pres  
Releas  
Releas  
e

**Performance** - Dynojet Research tech support has received a few calls regarding these counterfeit jet kits. We assumed these were our product and could not figure out why they were not performing properly. These calls were handled by replacing the “defective” parts. After the discovery and inspection of the counterfeit product, we learned that all of

**genuine**



**counterfeit**

the jets, although stamped with different numbers, are actually the same size. This can be confirmed by using a hole gauge or jet drill to measure the size of the hole. When reading the numbers upright on each jet, the counterfeits are stamped below the hole while the real jets have the number stamped above the hole. In a random sample of these counterfeit jet kits, we have found the size of the jets to be around 172 to 178. If a consumer intends to install a 200 jet, their bike will run lean with the counterfeit parts.

Check the parts list. Although the counterfeit product lists 3 Adjusting Washers, only one is included. The E-Clip is also a shiny black material as opposed to the flat black steel of the genuine product. The fake needles were made of aluminum while Dynojet needles are titanium. In general, the material used to make the jets, needles, washers, e-clips, springs and emulsion tubes in the counterfeit product are an inferior grade and not the quality you expect from Dynojet.

